

Format of Holding of Specified securities

1. **Name of Listed Entity:PG ELECTROPLAST LIMITED**
2. **Scrip Code/Name of Scrip/Class of Security: 533581, PGEL, EQUITY SHARES**
3. Share Holding Pattern Filed under: Reg. 31(1)(a)/Reg.31(1)(b)/Reg.31(1)(c)
  - a. if under 31(1)(b) then indicate the report for quarter ending 30/06/2016
  - b. if under 31(1)(c) then indicate date of allotment/extinguishment
4. Declaration : The Listed entity is required to submit the following declaration to the extent of submission of information:

	Particulars	YES*	NO*
a	Whether the Listed Entity has issued any partly paid up shares		No
b	Whether the Listed Entity has issued any Convertible Securities or Warrants?		No
c	Whether the Listed Entity has any shares against which depository receipts are issued?		No
d	Whether the Listed Entity has any shares in locked-in?		No
e	Whether any shares held by promoters are pledge or otherwise encumbered?		No

\*if the Listed Entity selects the option 'NO' for the questions above, the columns for the partly paid up shares, Outstanding Convertible Securities/Warrants, depository receipts, locked-in shares, No of shares pledged or otherwise encumbered by promoters, as applicable, shall not be displayed at the time of dissemination on the Stock Exchange website. Also wherever there is 'No' declared by Listed entity in above table the values will be considered as 'Zero' by default on submission of the format of holding of specified securities.

- 5 The tabular format for disclosure of holding of specified securities is as follows:

For PG Electroplast Limited  
*Rahul Kumar*  
 Company Secretary

Table I - Summary Statement holding of specified securities

Category	Category of Shareholder	No of Shareholders	No of fully paid up equity shares held	No of Partly paid-up equity shares held	No of Shares Underlying Depository Receipts	Total No of Shares Held (VII) = (IV)+(V)+(VI)	Shareholding as a % of total no of shares (As a % of (A+B+C2))	Number of Voting Rights held in each class of securities			No of Shares Outstanding convertible securities (Including Warrants)	Shareholding as a % assuming full conversion of convertible Securities (as a percentage of diluted share capital)	Number of Locked in Shares		Number of Shares pledged or otherwise encumbered		Number of equity shares held in dematerialized form	
								No of Voting Rights		Total as a % of (A+B+C)			No.	As a % of total Shares held	No.	As a % of total Shares held		
								Class X	Class Y	Total								
(I)	(II)	(III)	(IV)	(V)	(VI)	(VII)	(VIII)	(IX)			(X)	(XI)	(XII)		(XIII)	(XIV)		
(A)	Promoter & Promoter Group	8	10669332	0	0	10669332	65.00	10669332	0	10669332	65.00	0	65.00	0	0.00	0	0.00	10669332
(B)	Public	2271	5745000	0	0	5745000	35.00	5745000	0	5745000	35.00	0	35.00	0	0.00	NA	NA	5744949
(C)	Non Promoter-Non Public																	
(C1)	Shares underlying DRs	0	0	0	0	0	NA	0	0	0	0.00	0	NA	0	0.00	NA	NA	0
(C2)	Shares held by Employes Trusts	0	0	0	0	0	0.00	0	0	0	0.00	0	0.00	0	0.00	NA	NA	0
	<b>Total:</b>	<b>2279</b>	<b>16414332</b>	<b>0</b>	<b>0</b>	<b>16414332</b>	<b>100.00</b>	<b>16414332</b>	<b>0</b>	<b>16414332</b>	<b>100.00</b>	<b>0</b>	<b>100.00</b>	<b>0</b>	<b>0.00</b>	<b>0</b>	<b>0.00</b>	<b>16414281</b>



Table II - Statement showing shareholding pattern of the Promoter and Promoter Group

Category	Category & Name of the Shareholder	PAN	No of Shareholders	No of fully paid up equity shares held	No of Partly paid-up equity shares held	No of Shares Underlying Depository Receipts	Total No of Shares Held (IV+V+VI)	Shareholding as a % of total no of shares (calculated as per SCRR, 1957 (VIII) As a % of (A+B+C2)	Number of Voting Rights held in each class of securities			No of Shares Underlying Outstanding convertible securities (Including Warrants)	Shareholding as a % assuming full conversion of convertible Securities (as a percentage of diluted share capital) (VII)+(X) As a % of (A+B+C2)	Number of Locked in Shares		Number of Shares pledged or otherwise encumbered		Number of equity shares held in dematerialized form	
									No of Voting Rights		Total as a % of (A+B+C)			No.	As a % of total Shares held	No.	As a % of total Shares held		
									Class X	Class Y	Total								
	(I)	(II)	(III)	(IV)	(V)	(VI)	(VII)	(VIII)		(IX)	(X)	(XI)	(XII)	(XIII)	(XIV)				
(1)	Indian																		
(a)	Individuals/Hindu undivided Family		8	10669332	0	0	10669332	65.00	10669332	0	10669332	65.00	0	65.00	0	0.00	0	0.00	10669332
	NEELU GUPTA	AAHPG1429J	1	615000	0	0	615000	3.75	615000	0	615000	3.75	0	3.75	0	0.00	0	0.00	615000
	VISHAL GUPTA	AAHPG5643A	1	2075012	0	0	2075012	12.64	2075012	0	2075012	12.64	0	12.64	0	0.00	0	0.00	2075012
	VIKAS GUPTA	AAHPG5644H	1	2070722	0	0	2070722	12.62	2070722	0	2070722	12.62	0	12.62	0	0.00	0	0.00	2070722
	SUDESH GUPTA	AAHPG5645G	1	265500	0	0	265500	1.62	265500	0	265500	1.62	0	1.62	0	0.00	0	0.00	265500
	PROMOD GUPTA	AAHPG5646F	1	4016166	0	0	4016166	24.47	4016166	0	4016166	24.47	0	24.47	0	0.00	0	0.00	4016166
	ANURAG GUPTA	AAHPG5647E	1	1514222	0	0	1514222	9.22	1514222	0	1514222	9.22	0	9.22	0	0.00	0	0.00	1514222
	SARIKA GUPTA	AAUPG2223K	1	54210	0	0	54210	0.33	54210	0	54210	0.33	0	0.33	0	0.00	0	0.00	54210
	NITASHA GUPTA	AGJPG6307R	1	58500	0	0	58500	0.36	58500	0	58500	0.36	0	0.36	0	0.00	0	0.00	58500
(b)	Central Government/State Government(s)		0	0	0	0	0	0.00	0	0	0	0.00	0	0.00	0	0.00	0	0.00	0
(c)	Financial Institutions/Banks		0	0	0	0	0	0.00	0	0	0	0.00	0	0.00	0	0.00	0	0.00	0
(d)	Any Other		0	0	0	0	0	0.00	0	0	0	0.00	0	0.00	0	0.00	0	0.00	0
	<b>Sub-Total (A)(1)</b>		<b>8</b>	<b>10669332</b>	<b>0</b>	<b>0</b>	<b>10669332</b>	<b>65.00</b>	<b>10669332</b>	<b>0</b>	<b>10669332</b>	<b>65.00</b>	<b>0</b>	<b>65.00</b>	<b>0</b>	<b>0.00</b>	<b>0</b>	<b>0.00</b>	<b>10669332</b>
(2)	Foreign																		
(a)	Individuals (Non-Resident Individuals/Foreign Individuals)		0	0	0	0	0	0.00	0	0	0	0.00	0	0.00	0	0.00	0	0.00	0
(b)	Government		0	0	0	0	0	0.00	0	0	0	0.00	0	0.00	0	0.00	0	0.00	0
(c)	Institutions		0	0	0	0	0	0.00	0	0	0	0.00	0	0.00	0	0.00	0	0.00	0
(d)	Foreign Portfolio Investor		0	0	0	0	0	0.00	0	0	0	0.00	0	0.00	0	0.00	0	0.00	0
(e)	Any Other		0	0	0	0	0	0.00	0	0	0	0.00	0	0.00	0	0.00	0	0.00	0
	<b>Sub-Total (A)(2)</b>		<b>0</b>	<b>0</b>	<b>0</b>	<b>0</b>	<b>0</b>	<b>0.00</b>	<b>0</b>	<b>0</b>	<b>0</b>	<b>0.00</b>	<b>0</b>	<b>0.00</b>	<b>0</b>	<b>0.00</b>	<b>0</b>	<b>0.00</b>	<b>0</b>
	<b>Total Shareholding of Promoter and Promoter Group (A)</b>		<b>8</b>	<b>10669332</b>	<b>0</b>	<b>0</b>	<b>10669332</b>	<b>65.00</b>	<b>10669332</b>	<b>0</b>	<b>10669332</b>	<b>65.00</b>	<b>0</b>	<b>65.00</b>	<b>0</b>	<b>0.00</b>	<b>0</b>	<b>0.00</b>	<b>10669332</b>





Table III - Statement showing shareholding pattern of the Public shareholder

Category	Category & Name of the Shareholder	PAN	No of Shareholders	No of fully paid up equity shares held	No of Partly paid-up equity shares held	No of Shares Underlying Depository Receipts	Total No of Shares Held (IV+V+VI)	Shareholding as a % of total no of shares (A+B+C2)	Number of Voting Rights held in each class of securities			No of Shares Underlying Outstanding convertible securities (Including Warrants)	Shareholding as a % assuming full conversion of convertible Securities (as a percentage of diluted share capital)	Number of Locked in Shares		Number of Shares pledged or otherwise encumbered		Number of equity shares held in dematerialized form	
									No of Voting Rights		Total as a % of (A+B+C)			No.	As a % of total Shares held	No.	As a % of total Shares		
									Class X	Class Y	Total								
	(I)	(II)	(III)	(IV)	(V)	(VI)	(VII)	(VIII)	(IX)			(X)	(XI)	(XII)		(XIII)	(XIV)		
(1)	Institutions																		
(a)	Mutual Funds		0	0	0	0	0	0.00	0	0	0	0.00	0	0.00	0	0.00	NA	NA	0
(b)	Venture Capital Funds		0	0	0	0	0	0.00	0	0	0	0.00	0	0.00	0	0.00	NA	NA	0
(c)	Alternate Investment Funds		0	0	0	0	0	0.00	0	0	0	0.00	0	0.00	0	0.00	NA	NA	0
(d)	Foreign Venture Capital Investors		0	0	0	0	0	0.00	0	0	0	0.00	0	0.00	0	0.00	NA	NA	0
(e)	Foreign Portfolio Investors		0	0	0	0	0	0.00	0	0	0	0.00	0	0.00	0	0.00	NA	NA	0
(f)	Financial Institutions/Banks		0	0	0	0	0	0.00	0	0	0	0.00	0	0.00	0	0.00	NA	NA	0
(g)	Insurance Companies		0	0	0	0	0	0.00	0	0	0	0.00	0	0.00	0	0.00	NA	NA	0
(h)	Provident Funds/Pension		0	0	0	0	0	0.00	0	0	0	0.00	0	0.00	0	0.00	NA	NA	0
(i)	Any Other																		
	<b>Sub Total (B)(1)</b>		<b>0</b>	<b>0</b>	<b>0</b>	<b>0</b>	<b>0</b>	<b>0.00</b>	<b>0</b>	<b>0</b>	<b>0</b>	<b>0.00</b>	<b>0</b>	<b>0.00</b>	<b>0</b>	<b>0.00</b>	<b>NA</b>	<b>NA</b>	<b>0</b>
(2)	Central Government/State Government(s)/President of India		0	0	0	0	0	0.00	0	0	0	0.00	0	0.00	0	0.00	NA	NA	0
	<b>Sub Total (B)(2)</b>		<b>0</b>	<b>0</b>	<b>0</b>	<b>0</b>	<b>0</b>	<b>0.00</b>	<b>0</b>	<b>0</b>	<b>0</b>	<b>0.00</b>	<b>0</b>	<b>0.00</b>	<b>0</b>	<b>0.00</b>	<b>NA</b>	<b>NA</b>	<b>0</b>
(3)	Non-Institutions																		
(a)	i. Individual shareholders holding nominal share capital up to Rs.2 lakhs		1851	768365	0	0	768365	4.68	768365	0	768365	4.68	0	4.68	0	0.00	NA	NA	768314
	ii. Individual shareholders holding nominal share capital in excess of Rs. 2 Lakhs		24	2271241	0	0	2271241	13.84	2271241	0	2271241	13.84	0	13.84	0	0.00	NA	NA	2271241
	SARWANKUMAR DEVIDUTT SARAF HUF	AAHS9815F	1	175345	0	0	175345	1.07	175345	0	175345	1.07	0	1.07	0	0.00	NA	NA	175345
	SUNITA SARWANKUMAR	AALPS9589F	1	289525	0	0	289525	1.76	289525	0	289525	1.76	0	1.76	0	0.00	NA	NA	289525
	AJAY SURENDRABHAI PATEL	AETPP8820Q	1	604421	0	0	604421	3.68	604421	0	604421	3.68	0	3.68	0	0.00	NA	NA	604421
	VAISHALI AJAY PATEL	AHGPP1453M	1	275366	0	0	275366	1.68	275366	0	275366	1.68	0	1.68	0	0.00	NA	NA	275366
(b)	NBFCs Registered with RBI		0	0	0	0	0	0.00	0	0	0	0.00	0	0.00	0	0.00	NA	NA	0
(c)	Employee Trusts		0	0	0	0	0	0.00	0	0	0	0.00	0	0.00	0	0.00	NA	NA	0
(d)	Overseas Depositories (Holding DRs)(Balancing		0	0	0	0	0	0.00	0	0	0	0.00	0	0.00	0	0.00	NA	NA	0




(e)	Any Other																		
	NON RESIDENT INDIANS		21	437492	0	0	437492	2.67	437492	0	437492	2.67	0	2.67	0	0.00	NA	NA	437492
	ASHIT MEHTA	AFDPM8801M	2	358500	0	0	358500	2.18	358500	0	358500	2.18	0	2.18	0	0.00	NA	NA	358500
	CLEARING MEMBERS		194	170090	0	0	170090	1.04	170090	0	170090	1.04	0	1.04	0	0.00	NA	NA	170090
	BODIES CORPORATES		181	2097812	0	0	2097812	12.78	2097812	0	2097812	12.78	0	12.78	0	0.00	NA	NA	2097812
	ARCADIA SHARE & STOCK BROKERS PVT LTD	AAACA4562G	3	242640	0	0	242640	1.48	242640	0	242640	1.48	0	1.48	0	0.00	NA	NA	242640
	ALOK KNIT EXPORTS PRIVATE LIMITED	AACCA8337K	2	286926	0	0	286926	1.75	286926	0	286926	1.75	0	1.75	0	0.00	NA	NA	286926
	<b>Sub Total (B)(3)</b>		<b>2271</b>	<b>5745000</b>	<b>0</b>	<b>0</b>	<b>5745000</b>	<b>35.00</b>	<b>5745000</b>	<b>0</b>	<b>5745000</b>	<b>35.00</b>	<b>0</b>	<b>35.00</b>	<b>0</b>	<b>0.00</b>			<b>5744949</b>
	<b>Total Public Shareholding (B)</b> <b>= (B)(1)+(B)(2)+(B)(3)</b>		<b>2271</b>	<b>5745000</b>	<b>0</b>	<b>0</b>	<b>5745000</b>	<b>35.00</b>	<b>5745000</b>	<b>0</b>	<b>5745000</b>	<b>35.00</b>	<b>0</b>	<b>35.00</b>	<b>0</b>	<b>0.00</b>			<b>5744949</b>




Table IV - Statement showing shareholding pattern of the Non Promoter - Non Public Shareholder

Category	Category & Name of the Shareholder	PAN	No of Shareholders	No of fully paid up equity shares held	No of Partly paid-up equity shares held	No of Shares Underlying Depository Receipts	Total No of Shares Held (IV+V+VI)	Shareholding as a % of total no of shares (A+B+C2)	Number of Voting Rights held in each class of securities			No of Shares Underlying Outstanding convertible securities (Including Warrants)	Shareholding as a % assuming full conversion of convertible Securities (as a percentage of diluted share capital)	Number of Locked in Shares		Number of Shares pledged or otherwise encumbered		Number of equity shares held in dematerialized form		
									No of Voting Rights	Total as a % of (A+B+C)	Class X			Class Y	Total	No.	As a % of total Shares held		No.	As a % of total Shares held
(1)	Custodian/DR Holder		0	0	0	0	0	0.00	0	0	0	0.00	0	0.00	0	0.00	NA	NA	0	
(2)	Employee Benefit Trust (under SEBI(Share based Employee Benefit) Regulations 2014)		0	0	0	0	0	0.00	0	0	0	0.00	0	0.00	0	0.00	NA	NA	0	
<b>Total Non-Promoter-Non Public Shareholding (C)</b>			<b>0</b>	<b>0</b>	<b>0</b>	<b>0</b>	<b>0</b>	<b>0.00</b>	<b>0</b>	<b>0</b>	<b>0</b>	<b>0.00</b>	<b>0</b>	<b>0.00</b>	<b>0</b>	<b>0.00</b>			<b>0</b>	



Details of the shareholders acting as persons in Concert including their Shareholding:			
Name of Shareholder	Name of PAC	No of shares	Holding%
<b>Total:</b>		<b>0</b>	<b>0</b>



Details of Shares which remain unclaimed may be given hear along with details such as number of shareholders,	
No of Shareholders	No of shares

— N.A. —

