

Format of Holding of Specified securities

1. Name of Listed Entity: **PG ELECTROPLAST LIMITED**
2. Scrip Code/Name of Scrip/Class of Security: 533581, PGEL, EQUITY SHARES
3. Share Holding Pattern Filed under: Reg. 31(1)(a)/Reg.31(1)(b)/Reg.31(1)(c)
 - a. if under 31(1)(b) then indicate the report for quarter ending **31/03/2017**
 - b. if under 31(1)(c) then indicate date of allotment/extinguishment
4. Declaration : The Listed entity is required to submit the following declaration to the extent of submission of information:

	Particulars	YES*	NO*
a	Whether the Listed Entity has issued any partly paid up shares		NO
b	Whether the Listed Entity has issued any Convertible Securities or Warrants?		NO
c	Whether the Listed Entity has any shares against which depository receipts are issued?		NO
d	Whether the Listed Entity has any shares in locked-in?		NO
e	Whether any shares held by promoters are pledge or otherwise encumbered?		NO

*if the Listed Entity selects the option 'NO' for the questions above, the columns for the partly paid up shares, Outstanding Convertible Securities/Warrants, depository receipts, locked-in shares, No of shares pledged or otherwise encumbered by promoters, as applicable, shall not be displayed at the time of dissemination on the Stock Exchange website. Also wherever there is 'No' declared by Listed entity in above table the values will be considered as 'Zero' by default on submission of the format of holding of specified securities.

5. The tabular format for disclosure of holding of specified securities is as follows:

For PG Electroplast Limited

Rahul Kumar
Company Secretary

Table I - Summary Statement holding of specified securities

Category	Category of Shareholder	No of Shareholders	No of fully paid up equity shares held	No of Partly paid-up equity shares held	No of Shares Underlying Depository Receipts	Total No of Shares Held (VII) = (IV)+(V)+(VI)	Shareholding as a % of total no of shares (As a % of (A+B+C2))	Number of Voting Rights held in each class of securities			No of Shares Underlying Outstanding convertible securities (Including Warrants)	Shareholding as a % assuming full conversion of convertible Securities (as a percentage of diluted share capital)	Number of Locked in Shares		Number of Shares pledged or otherwise encumbered		Number of equity shares held in dematerialized form	
								No of Voting Rights	Total as a % of (A+B+C)				No.	As a % of total Shares held	No.	As a % of total Shares held		
								Class X	Class Y	Total								
(I)	(II)	(III)	(IV)	(V)	(VI)	(VII)	(VIII)	(IX)			(X)	(XI)	(XII)		(XIII)		(XIV)	
(A)	Promoter & Promoter Group	8	10669332	0	0	10669332	65.00	10669332	0	10669332	65.00	0	0.00	0	0.00	0	0.00	10669332
(B)	Public	2415	5745000	0	0	5745000	35.00	5745000	0	5745000	35.00	0	0.00	0	0.00	NA	NA	5744949
(C)	Non Promoter-Non Public																	
(C1)	Shares underlying DRs	0	0	0	0	0	NA	0	0	0	0.00	0	0.00	0	0.00	NA	NA	0
(C2)	Shares held by Employees Trusts	0	0	0	0	0	0.00	0	0	0	0.00	0	0.00	0	0.00	NA	NA	0
	Total:	2423	16414332	0	0	16414332	100.00	16414332	0	16414332	100.00	0	0.00	0	0.00	0	0.00	16414281





Table II - Statement showing shareholding pattern of the Promoter and Promoter Group

Category	Category & Name of the Shareholder	PAN	No of Shareholders	No of fully paid up equity shares held	No of Partly paid-up equity shares held	No of Shares Underlying Depository Receipts	Total No of Shares Held (IV+V+VI)	Shareholding as a % of total no of shares (calculated as per SCRR, 1957 (VIII) As a % of (A+B+C2)	Number of Voting Rights held in each class of securities			No of Shares Underlying Outstanding convertible securities (Including Warrants)	Shareholding as a % assuming full conversion of convertible Securities (as a percentage of diluted share capital) (VII)+(X) As a % of (A+B+C2)	Number of Locked in Shares		Number of Shares pledged or otherwise encumbered		Number of equity shares held in dematerialized form	
									No of Voting Rights		Total as a % of (A+B+C)			No.	As a % of total Shares held	No.	As a % of total Shares held		
									Class X	Class Y	Total								
(I)	(II)	(III)	(IV)	(V)	(VI)	(VII)	(VIII)	(IX)			(X)	(XI)	(XII)		(XIII)	(XIV)			
(1)	Indian																		
(a)	Individuals/Hindu undivided Family		8	10669332	0	0	10669332	65.00	10669332	0	10669332	65.00	0	65.00	0	0.00	0	0.00	10669332
	NEELU GUPTA	AAHPG1429J	1	615000	0	0	615000	3.75	615000	0	615000	3.75	0	3.75	0	0.00	0	0.00	615000
	VISHAL GUPTA	AAHPG5643A	1	2075012	0	0	2075012	12.64	2075012	0	2075012	12.64	0	12.64	0	0.00	0	0.00	2075012
	VIKAS GUPTA	AAHPG5644H	1	2070722	0	0	2070722	12.62	2070722	0	2070722	12.62	0	12.62	0	0.00	0	0.00	2070722
	SUDESH GUPTA	AAHPG5645G	1	265500	0	0	265500	1.62	265500	0	265500	1.62	0	1.62	0	0.00	0	0.00	265500
	PROMOD GUPTA	AAHPG5646F	1	4016166	0	0	4016166	24.47	4016166	0	4016166	24.47	0	24.47	0	0.00	0	0.00	4016166
	ANURAG GUPTA	AAHPG5647E	1	1514222	0	0	1514222	9.22	1514222	0	1514222	9.22	0	9.22	0	0.00	0	0.00	1514222
	SARIKA GUPTA	AAJPG2223K	1	54210	0	0	54210	0.33	54210	0	54210	0.33	0	0.33	0	0.00	0	0.00	54210
	NITASHA GUPTA	AGJPG6307R	1	58500	0	0	58500	0.36	58500	0	58500	0.36	0	0.36	0	0.00	0	0.00	58500
(b)	Central Government/ State Government(s)		0	0	0	0	0	0.00	0	0	0	0.00	0	0.00	0	0.00	0	0.00	0
(c)	Financial Institutions/Banks		0	0	0	0	0	0.00	0	0	0	0.00	0	0.00	0	0.00	0	0.00	0
(d)	Any Other		0	0	0	0	0	0.00	0	0	0	0.00	0	0.00	0	0.00	0	0.00	0
	Sub-Total (A)(1)		8	10669332	0	0	10669332	65.00	10669332	0	10669332	65.00	0	65.00	0	0.00	0	0.00	10669332
(2)	Foreign																		
(a)	Individuals (Non-Resident Individuals/ Foreign Individuals)		0	0	0	0	0	0.00	0	0	0	0.00	0	0.00	0	0.00	0	0.00	0
(b)	Government		0	0	0	0	0	0.00	0	0	0	0.00	0	0.00	0	0.00	0	0.00	0
(c)	Institutions		0	0	0	0	0	0.00	0	0	0	0.00	0	0.00	0	0.00	0	0.00	0
(d)	Foreign Portfolio Investor		0	0	0	0	0	0.00	0	0	0	0.00	0	0.00	0	0.00	0	0.00	0
(e)	Any Other		0	0	0	0	0	0.00	0	0	0	0.00	0	0.00	0	0.00	0	0.00	0
	Sub-Total (A)(2)		0	0	0	0	0	0.00	0	0	0	0.00	0	0.00	0	0.00	0	0.00	0
	Total Shareholding of Promoter and Promoter Group (A)=(A)(1)+(A)(2)		8	10669332	0	0	10669332	65.00	10669332	0	10669332	65.00	0	65.00	0	0.00	0	0.00	10669332



Table III - Statement showing shareholding pattern of the Public shareholder

Category	Category & Name of the Shareholder	PAN	No of Shareholders	No of fully paid up equity shares held	No of Partly paid-up equity shares held	No of Shares Underlying Depository Receipts	Total No of Shares Held (IV+V+VI)	Shareholding as a % of total no of shares (A+B+C2)	Number of Voting Rights held in each class of securities			No of Shares Underlying Outstanding convertible securities (Including Warrants)	Shareholding as a % assuming full conversion of convertible Securities (as a percentage of diluted share capital)	Number of Locked in Shares		Number of Shares pledged or otherwise encumbered		Number of equity shares held in dematerialized form	
									Class X	Class Y	Total			No.	As a % of total Shares held	No.	As a % of total Shares held		
																			(I)
(1)	Institutions																		
(a)	Mutual Funds		0	0	0	0	0	0.00	0	0	0	0.00	0	0.00	0	0.00	NA	NA	0
(b)	Venture Capital Funds		0	0	0	0	0	0.00	0	0	0	0.00	0	0.00	0	0.00	NA	NA	0
(c)	Alternate Investment Funds		0	0	0	0	0	0.00	0	0	0	0.00	0	0.00	0	0.00	NA	NA	0
(d)	Foreign Venture Capital Investors		0	0	0	0	0	0.00	0	0	0	0.00	0	0.00	0	0.00	NA	NA	0
(e)	Foreign Portfolio Investors		0	0	0	0	0	0.00	0	0	0	0.00	0	0.00	0	0.00	NA	NA	0
(f)	Financial Institutions/Banks		2	25106	0	0	25106	0.15	25106	0	25106	0.15	0	0.15	0	0.00	NA	NA	25106
(g)	Insurance Companies		0	0	0	0	0	0.00	0	0	0	0.00	0	0.00	0	0.00	NA	NA	0
(h)	Provident Funds/Pension Funds		0	0	0	0	0	0.00	0	0	0	0.00	0	0.00	0	0.00	NA	NA	0
(i)	Any Other																		
	Sub Total (B)(1)		2	25106	0	0	25106	0.15	25106	0	25106	0.15	0	0.15	0	0.00	NA	NA	25106
(2)	Central Government/State Government(s)/President of India		0	0	0	0	0	0.00	0	0	0	0.00	0	0.00	0	0.00	NA	NA	0
	Sub Total (B)(2)		0	0	0	0	0	0.00	0	0	0	0.00	0	0.00	0	0.00	NA	NA	0
(3)	Non-Institutions																		
(a)	i.Individual shareholders holding nominal share capital up to Rs.2		2140	845218	0	0	845218	5.15	845218	0	845218	5.15	0	5.15	0	0.00	NA	NA	845167
	ii.Individual shareholders holding nominal share capital in excess of Rs.		27	2344597	0	0	2344597	14.28	2344597	0	2344597	14.28	0	14.28	0	0.00	NA	NA	2344597
	SARWANKUMAR DEVIDUTT SARAF	AAAHS9815F	2	258845	0	0	258845	1.58	258845	0	258845	1.58	0	1.58	0	0.00	NA	NA	258845
	SUNITA SARWANKUMAR SARAF	AALPS9589F	1	303000	0	0	303000	1.85	303000	0	303000	1.85	0	1.85	0	0.00	NA	NA	303000
	AJAY SURENDRABHAI PATEL	AETPP8820Q	1	604421	0	0	604421	3.68	604421	0	604421	3.68	0	3.68	0	0.00	NA	NA	604421
	NILAM SAMIRKUMAR SHAH	BKHPS9192P	1	171055	0	0	171055	1.04	171055	0	171055	1.04	0	1.04	0	0.00	NA	NA	171055
(b)	NBFCs Registered with RBI		0	0	0	0	0	0.00	0	0	0	0.00	0	0.00	0	0.00	NA	NA	0
(c)	Employee Trusts		0	0	0	0	0	0.00	0	0	0	0.00	0	0.00	0	0.00	NA	NA	0
(d)	Overseas Depositories (Holding DRs)(Balancing figure)		0	0	0	0	0	0.00	0	0	0	0.00	0	0.00	0	0.00	NA	NA	0
(e)	Any Other																		
	NON RESIDENT INDIANS		16	341876	0	0	341876	2.08	341876	0	341876	2.08	0	2.08	0	0.00	NA	NA	341876



ASHIT MEHTA	AFDPM8801M	1	293500	0	0	293500	1.79	293500	0	293500	1.79	0	1.79	0	0.00	NA	NA	293500
CLEARING MEMBERS		40	23553	0	0	23553	0.14	23553	0	23553	0.14	0	0.14	0	0.00	NA	NA	23553
NON RESIDENT INDIAN NON BODIES CORPORATES		3	65043	0	0	65043	0.40	65043	0	65043	0.40	0	0.40	0	0.00	NA	NA	65043
ARCADIA SHARE & STOCK BROKERS	AAACA4562G	4	182529	0	0	182529	1.11	182529	0	182529	1.11	0	1.11	0	0.00	NA	NA	182529
PRABHUDAS LILLADHER PVT. LTD.	AAACP2733Q	2	219300	0	0	219300	1.34	219300	0	219300	1.34	0	1.34	0	0.00	NA	NA	219300
EL DORADO BIOTECH PRIVATE	AABCE1885F	2	220000	0	0	220000	1.34	220000	0	220000	1.34	0	1.34	0	0.00	NA	NA	220000
ALOK KNIT EXPORTS PRIVATE	AACCA8337K	2	286926	0	0	286926	1.75	286926	0	286926	1.75	0	1.75	0	0.00	NA	NA	286926
Sub Total (B)(3)		2413	5719894	0	0	5719894	34.85	5719894	0	5719894	34.85	0	34.85	0	0.00			5719843
Total Public Shareholding (B) = (B)(1)+(B)(2)+(B)(3)		2415	5745000	0	0	5745000	35.00	5745000	0	5745000	35.00	0	35.00	0	0.00			5744949




Table IV - Statement showing shareholding pattern of the Non Promoter - Non Public Shareholder

Category	Category & Name of the Shareholder	PAN	No of Shareholders	No of fully paid up equity shares held	No of Partly paid-up equity shares held	No of Shares Underlying Depository Receipts	Total No of Shares Held (IV+V+VI)	Shareholding as a % of total no of shares (A+B+C2)	Number of Voting Rights held in each class of securities			No of Shares Underlying Outstanding convertible securities (Including Warrants)	Shareholding as a % assuming full conversion of convertible Securities (as a percentage of diluted share capital)	Number of Locked in Shares		Number of Shares pledged or otherwise encumbered		Number of equity shares held in dematerialized form	
									No of Voting Rights		Total as a % of (A+B+C)			No.	As a % of total Shares held	No.	As a % of total Shares held		
									Class X	Class Y	Total								
	(I)	(II)	(III)	(IV)	(V)	(VI)	(VII)	(VIII)	(IX)			(X)	(XI)	(XII)		(XIII)	(XIV)		
(1)	Custodian/DR Holder		0	0	0	0	0	0.00	0	0	0	0.00	0	0.00	0	0.00	NA	NA	0
(2)	Employee Benefit Trust (under SEBI(Share based Employee Benefit Regulations 2014)		0	0	0	0	0	0.00	0	0	0	0.00	0	0.00	0	0.00	NA	NA	0
	Total Non-Promoter-Non Public Shareholding (C) = (C)(1)+(C)(2)		0	0	0	0	0	0.00	0	0	0	0.00	0	0.00	0	0.00			0



Details of the shareholders acting as persons in Concert including their Shareholding:			
Name of Shareholder	Name of PAC	No of shares	Holding%
Ajay Surendrabhai patel		604421	
	Vaishali Ajay Patel	200000	
	EL Dorado Private Limited	75366	
Total:		879787	5.36



Details of Shares which remain unclaimed may be given here along with details such as number of shareholders,

No of Shareholders

No of shares

